

Moodle 2.5 Course Layout (Tips, Questions and Answers)

#moodlemooc

Ingrid Dethloff, 6.6.13

Didactic parameters

- There is not one perfect Moodle course layout for all purposes, it depends on the didactic parameters and the educational goal(s).
- Think about your students: What about their learning motivation, learning environment, previous knowledge, the time they can/should spend on the course.

And think about data protection and copyright issues when you design a course.



Keep it simple

- Moodle 2.5 has a load of options, activities: **Less is more!** And stay mostly with the default configuration values.
- Choose a consistent course structure with feedback channel(s).
- Check regularly how your students see the course (and what they can click on) via „Switch role to... student“.
- Think about at least one **engaging** activity for the participants - not just file dumping!
- Text and images are good, but also think about including audio/video.

Which Basic (Layout) Decisions?

- Weekly Format (default) or Topics Format (in most cases recommended)?
- How many sections (weeks etc.) do you **really** need?
- What do you want to put in the top section, e.g. week 0, topic 0 (greeting, addresses, pictures, information, additional discussion forum)?
- What kind of main feedback channel do you want (e-mail link, discussion forum(s), comment block,...)?
- What about the blocks in the left/right column – do you need more or less? (remember - keep it simple)

Tip:

You can hide things/sections from your students and design your course in advance   (double-check with „Switch role to student“)

You find most things
via Administration / Course Administration / Edit settings
via „Turn editing on“ / ...
via „Turn editing on“ / Add an activity or resource

Which learning activities?

Only use activities you know and understand – if you've got few Moodle experiences, select from these:

- For collaboration: 1. Forum or 2. Glossary or 3. Wiki
- For classic assignments between teacher and student: Assignment
- For self tests: Quiz
- For opinions / feedback: Choice or Feedback or Forum

Very easy to use and powerful are Forum, Choice 😊.

If you use discussion forums, be prepared to moderate.

How to help mobile users?

- Ever used Moodle with a smart phone and theme „MyMobile“?



- Students like to put blocks in the dock ... and your three-column course layout turns into the middle column besides this:

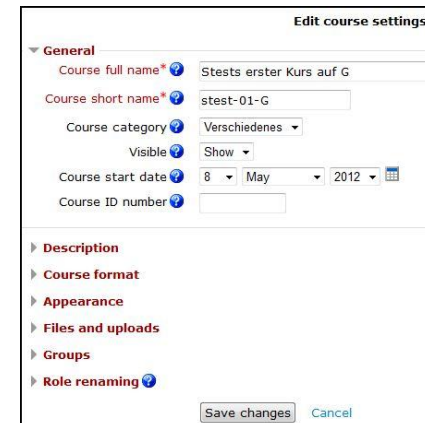


- Interesting: „Clean theme“ to build your own Moodle theme with responsive design

Changes from 2.4 to 2.5?

My first impressions (I have still work to do):

- Small changes in learning activities
http://docs.moodle.org/dev/Moodle_2.5_release_notes
- Badges are new in 2.5, but would only make sense when „course completion“ is enabled.
- Bootstrap design themes and responsive design
- All Moodle forms now collapse (that looks nice):



The screenshot shows the 'Edit course settings' form in Moodle. The 'General' section is expanded, showing the following fields:

- Course full name*: Stests erster Kurs auf G
- Course short name*: stest-01-G
- Course category: Verschiedenes
- Visible: Show
- Course start date: 8 May 2012
- Course ID number: (empty)

Below the 'General' section, there are several collapsed sections: Description, Course format, Appearance, Files and uploads, Groups, and Role renaming. At the bottom right, there are 'Save changes' and 'Cancel' buttons.

Thank you for your attention

Ingrid Dethloff

<http://blog.idethloff.de>

www.twitter.com/idethloff